

PARTS LIST

Item No	Type	Part No	Description	Qty	Unit
001	6	266459-3	* TAPPING SCREW M5X25	2	PC.
003	3	144196-8	* GEAR HOUSING COMPLETE	1	PC.
003	3	INC. 343312-1	* CUP	1	PC.
003	3	INC. 212005-0	* NEEDLE BEARING 810	1	PC.
003	3	INC. 256616-1	* PIN 5	1	PC.
003	3	INC.	* Item No. 19		
003	3	INC. 231464-9	* COMPRESSION SPRING 5	1	PC.
007	1	181737-9	SPIRAL BEVEL GEAR SET	1	SET
007	2	187603-8	SPIRAL BEVEL GEAR SET	1	SET
008	2	211088-7	BALL BEARING 6000DDW (OLD# 211061-7)	1	PC.
009		341681-4	PLATE	1	PC.
010		254002-0	WOODRUFF KEY 3	1	PC.
011		241517-6	FAN 70	1	PC.
012		516091-6	ARMATURE ASS'Y 115V	1	PC.
012		INC.	Item No. 11,13,14		
013		681613-2	INSULATION WASHER	1	PC.
014	2	210005-4	BALL BEARING 608DDW	1	PC.
015	3	520085-5	FIELD ASS'Y 115V	1	PC.
015	3	INC. 654555-3	CONNECTOR 34130	2	PC.
015	3	INC. 654019-7	RING TERMINAL	2	PC.
016		687010-0	BAND	1	PC.
017		263014-2	RUBBER PIN 4	1	PC.
018	6	266352-1	* TAPPING SCREW 5X65	2	PC.
019		263002-9	RUBBER PIN 4	1	PC.
020		961052-5	RETAINING RING S-12	1	PC.
022		962151-6	RETAINING RING R-32	1	PC.
023	2	211129-9	BALL BEARING 6201DDW (OLD# 211106-1)	1	PC.
024	2	267126-3	FLAT WASHER 22	1	PC.
025		443051-4	FELT RING 20	1	PC.
026		254002-0	WOODRUFF KEY 3	1	PC.
027	2	326791-8	* SPINDLE A	1	PC.
028	2	265180-1	* PAN HEAD SCREW M5X16	1	PC.
030	1	315282-4	* BEARING BOX	1	PC.
030	2	319462-4	* BEARING BOX	1	PC.
031	3	266148-0	* HEX. SOCKET HEAD BOLT M4X14	4	PC.
036	3	853A68-9	NAME PLATE F/9005B - RPM 12000/ min	1	PC.
037	5	153548-2	* MOTOR HOUSING COMPLETE	1	PC.
037	5	INC. 810341-4	* CAUTION LABEL (Added)	1	PC.

Item No	Type	Part No	Description	Qty	Unit
037	5	INC.	* Item No. 17		
037	5-2	INC. 643603-3	* BRUSH HOLDER 6-10 (Old 643609-1)	2	PC.
038	2	194982-7	CARBON BRUSH CB-124 2PC/SET (W/ ORIGIN)	1	SET
038	Opt.	194975-4	AUTO CUT-OFF CARBON BRUSH CB-105 (2PCS/SET)	1	SET
039		643600-9	BRUSH HOLDER CAP 6-10	2	PC.
040		651128-3	SWITCH (AC/DC) C3D-15AS	1	PC.
042	5	266459-3	* TAPPING SCREW M5X25	2	PC.
043		911143-2	PAN HEAD SCREW M4X22	3	PC.
044	6	187581-2	* HANDLE SET	1	SET
044	6	INC. 421565-3	* SPONGE SHEET (Added)	1	PC.
044	7	183E60-8	* HANDLE SET	1	SET
044	7	INC. 421565-3	* SPONGE SHEET	1	PC.
046	3	265A48-7	TAPPING SCREW M4X18	2	PC.
047		687063-9	* CORD CLAMP (STRAIN RELIEF)	1	PC.
048		664064-4	CORD W/PLUG 2P-18-2.5M, SJ	1	PC.
049	2	682572-3	CORD GUARD 8 (OLD# 682503-2)	1	PC.
050	6	266459-3	* TAPPING SCREW M5X25	2	PC.
051		411876-4	BAFFLE PLATE	1	PC.
055		687051-6	* CLAMP BASE	1	PC.
056		261039-0	URETHANE WASHER 14	3	PC.
057	1	819001-5	MAKITA LABEL, ENG	1	PC.
057	2	819285-5	MAKITA LOGO LABEL, ENG	1	PC.
100	Opt	191728-2	URETHANE WASHER 14, 3PC/SET (OPTION) (MAKE EASY REMOV	1	SET
A01	3	135549-2	* WHEEL COVER ASS'Y F/5"	1	PC.
A01	3	INC.	Item No. 28		
A01	4	123099-9	* WHEEL COVER ASS'Y F/5" (H:46MM)	1	PC.
A01	4	INC.	* Item No. 28		
A01	4	INC. 213009-5	* O RING 4		
A02	1	224361-6	INNER FLANGE 82	1	PC.
A02	3	224378-9	INNER FLANGE 45	1	PC.
A02	4	224399-1	INNER FLANGE 45	1	PC.
A03	1	224509-0	LOCK NUT 5/8-40	1	PC.
A03	3	224568-4	LOCK NUT 5/8-45	1	PC.
A04		152492-0	GRIP 36 COMPLETE	1	PC.
A05	2	741407-B	5" DEPRESSED CENTER WHEEL A24P	1	PC.
A05	3	D-20797	5" ABRASIVE DEPRESSED CENTRE WHEEL A24R	1	PC.
A05	4	A-95962-25	5" D.C.G.W WA36N 25/PK	1	SET
A05	Opt.	-----	DEPRESSED CENTER GRINDING WHEELS		
A06	2	782424-9	LOCK NUT WRENCH 28	1	PC.

Item No	Type	Part No	Description	Qty	Unit
A07		743015-1	RUBBER PAD F/ 5" (F/ ABRESIVE DISC)	1	PC.
A09		193048-0	SANDING LOCK NUT 5/8-48	1	PC.
A10	2	123850-7	CUT-OFF WHEEL GUARD ASSY F/5"	1	PC.
A10	2	INC. -----	M5X16 PAN HEAD SCREW	1	PC.
A10	3	122911-0	* CUT-OFF WHEEL GUARD F/5"	1	PC.
A11	1	196587-9	* DUST COLLECTION COVER 5" - Parts Breakdown #196587-9	1	PC.
A11	2	196575-6	* DUST COLLECTION COVER 4-1/2-5" - See Parts Breakdown #196575-	1	PC.
A11	3	1911K3-9	DUST COLLECTION COVER F/ 4-1/2" - 5" DMND CUP WHEEL	1	PC.
A12	2	196845-3	* DUST COLLECTION COVER 5" DMND, TUCKPOINT BLADE	1	PC.
A13		B-38532	5" 2IN1 ABRASIVE DISC A36T	1	PC.
C01		870273-7	CARTON F/9005B	1	PC.
D01		652014-1	P.H.SCREW M4X8 (F/ SWITCH)	4	PC.
D02	3	654113-5	SOLDERLESS EYE TERMINAL 1.25-M4 (F/ SWITCH)	2	PC.
E04		654532-5	TERMINAL BLOCK 1P	1	PC.
E05		689054-6	RING TERMINAL RETAINER 13 (Added)	2	PC.

SERVICE CHANGE

1. Service Change On Motor Housing Com., Screw

MCT prod MJ prod MCA Prod

Item No.	Description	Type 1	Type 2	Type 3	Type 4	Type 5	Type 6
1	SCREW 5X25	911241-2 (P.H)	266041-8 (Tapping)		911241-2 (P.H)	266041-8 (Tapping)	266459-3
18	SCREW 5X65	911290-9 (P.H.)	266029-8 (Tapping)		911290-9 (P.H.)	266029-8 (Tapping)	266352-1
37	MOTOR HOUSING	156734-4	153455-9	153548-2	140102-1 (N/A)	153548-2	
42	SCREW	911248-8 (P.H.M5X28)	266041-8 (Tapping 5X25)		911248-8 (P.H.M5X28)	266041-8 (Tapping 5X25)	266459-3
50	SCREW	911248-8 (P.H.M5X28)	266041-8 (Tapping 5X25)		911248-8 (P.H.M5X28)	266041-8 (Tapping 5X25)	266459-3

Above Parts Are Interchangeable As A Set.

2. Service Change On Gear Housing, Tool Rest, Etc.

(T/I# B3707)

Item No.	Description	Type 1	Type 2	Type 3	Type 4
3	GEAR HOUSING	156735-2 (N/L/A)	159710-7		144196-8
2	TOOL REST	341680-6	N/A		
31	SCREW	911121-2 (P.H.M4X14)	266034-5 (Tap CT 4X16)	266148-0 (Hex Bolt M4X14)	

Above Parts Are Interchangeable As A Set.

3. Service Change On Handle, Strain Relief, Etc.

(T/I# 97189) (T/I# B3707)

Item No.	Description	Type 1	Type 2	Type 3	Type 4	Type 5	Type 6	Type 7
41	P.H. SCREW M4X10	911113-1	N/A					
44	HANDLE (L)	411797-0 (N/L/A)	414709-2 (N/L/A)	414709-2 (N/L/A)	182418-8 SET	182853-0 SET	187581-2 SET	183E60-8 SET
52	HANDLE (R)	411798-8 (N/L/A)	4147410-7 (N/L/A)					
-	SPONGE SHEET	N/A	N/A	421565-3 (Component of Item No. 44 & 52)				
46	SCREW M4X18	911131-9 (P.H.)	265941-9 (Tapping)		265995-6 (Tapping)			
47	STRAIN RELIEF	687002-9	687063-9 (OLD 687052-4)					
55	CLAMP BASE	N/A	687051-6					
D02	TERMINAL	654002-4 (4PC)				654113-5 (4PC)	654113-5 (2PC)	
D03	TERMINAL BLOCK	-----					654532-5	

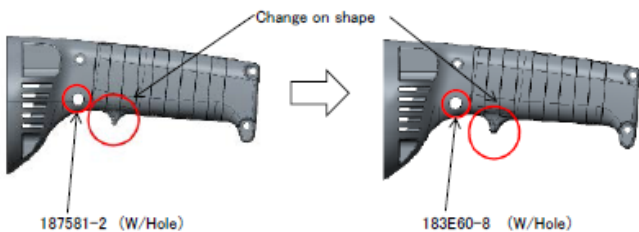
Type 1-5 Parts Are Interchangeable As A Set.

Type 5-6 Are Interchangeable Each Other

Type 2 > 3 See T/I# 97189 For Wiring Changes

TYPE 5

TYPE 6



4. Changes on Wheel cover, etc.

(TI#68249) (TI#B3707)

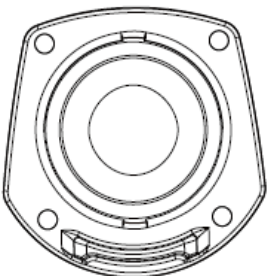
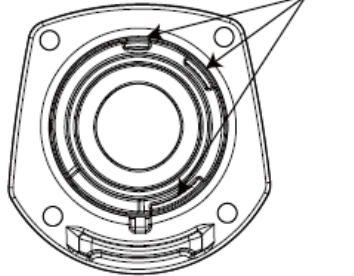
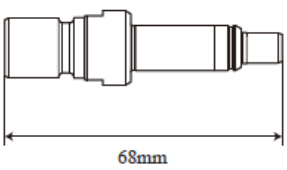
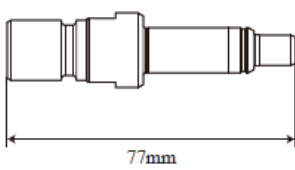
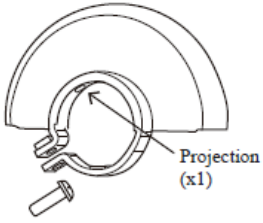
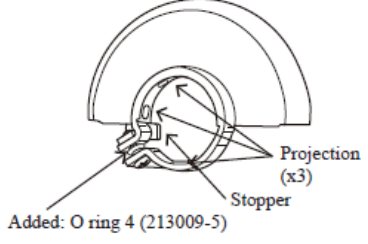
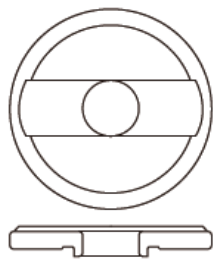
Item No.	Description	Type 2	Type 3	Type 4
27	Spindle > Spindle A		321336-7	326791-8
28	PH Screw		251259-4	265180-1
30	Bearing Box		315282-4	319462-4
A01	Wheel Cover Ass'y F/5"	135040-0	135549-2	123099-9
	INC. O Ring 4			213009-5
A02	Inner Flange 82 > 45	224361-6	224378-9	224399-1
A03	Lock Nut 5/8-40 > 5/8-45	224509-0	224568-4	
A10 Opt.	COW Wheel Cover Assy	122688-7 or 123850-7		122911-0
A11 Opt.	Dust Collection Cover	196587-9		196575-6
A12 Opt.	Dusct Collection Cover F/Diamond & Tuckpoint Blade	192188-1		196845-3

*Component of A01

Above parts are completely interchangeable as a set.

Type 3

Type 4

<p>Bearing box (315282-4)</p> 	<p>Bearing box (319462-4)</p>  <p>Note: 125mm dust collect cover set (196587-9) cannot be used.</p>
<p>Spindle (321336-7)</p>  <p>68mm</p>	<p>Spindle A (326791-8)</p>  <p>77mm</p>
<p>Wheel cover ass'y (135549-2)</p>  <p>Projection (x1)</p>	<p>Wheel cover 125AK assembly (123099-9)</p>  <p>Projection (x3) Stopper Added: O ring 4 (213009-5)</p>
<p>Inner flange 45 (224378-9)</p> 	<p>Inner flange 45 (224399-1)</p> 